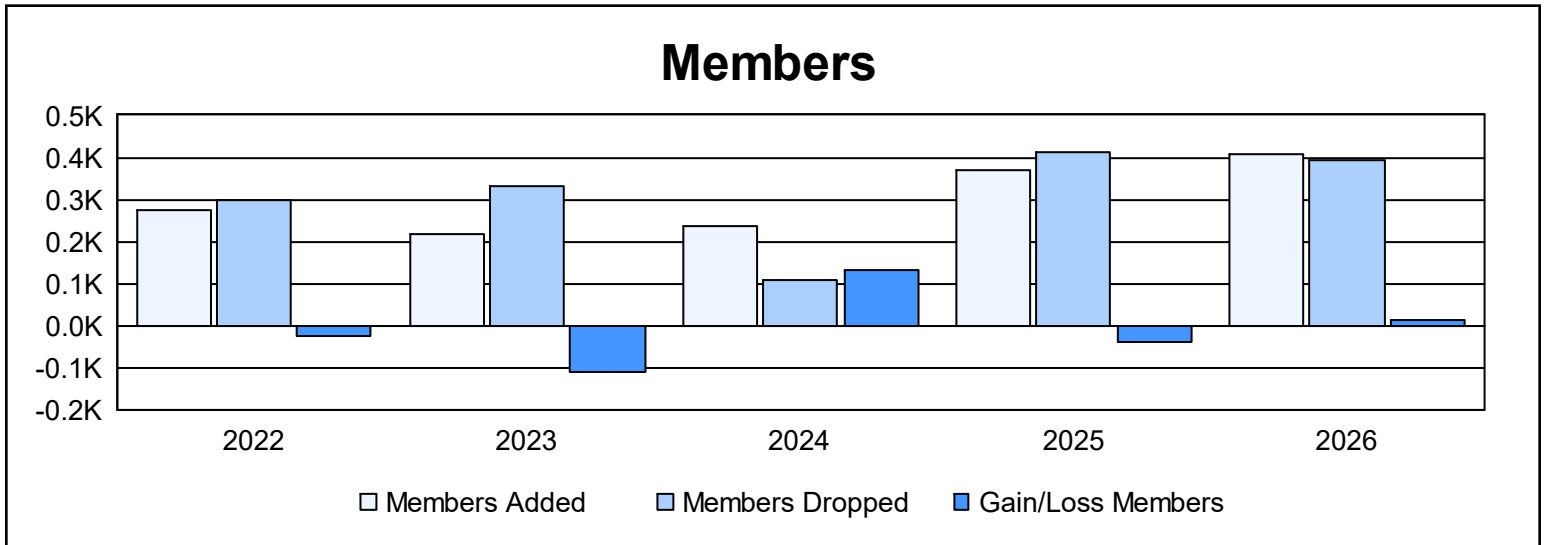
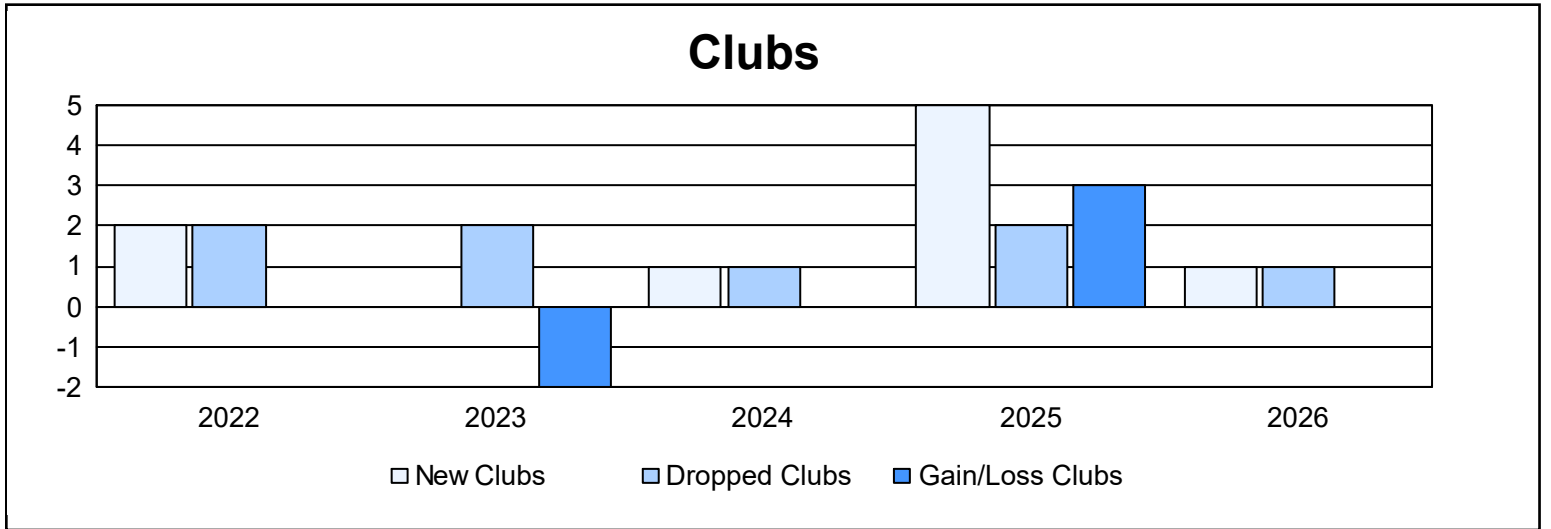
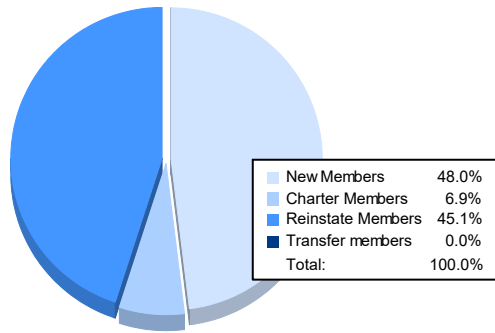


| Year           | New Clubs | Dropped Clubs | Gain/ Loss Clubs | New Members | Charter Members | Reinstate Members | Transfer Members | Total Member Added | Total Members Dropped | Gain/ Loss Members |
|----------------|-----------|---------------|------------------|-------------|-----------------|-------------------|------------------|--------------------|-----------------------|--------------------|
| 2021-2022      | 2         | 2             | 0                | 179         | 83              | 6                 | 7                | 275                | 299                   | -24                |
| 2022-2023      | 0         | 2             | -2               | 175         | 6               | 26                | 11               | 218                | 329                   | -111               |
| 2023-2024      | 1         | 1             | 0                | 195         | 31              | 12                | 0                | 238                | 106                   | 132                |
| 2024-2025      | 5         | 2             | 3                | 245         | 105             | 6                 | 15               | 371                | 411                   | -40                |
| 2025-2026      | 1         | 1             | 0                | 195         | 28              | 183               | 0                | 406                | 393                   | 13                 |
| <b>Average</b> | <b>2</b>  | <b>2</b>      | <b>0</b>         | <b>198</b>  | <b>51</b>       | <b>47</b>         | <b>7</b>         | <b>302</b>         | <b>308</b>            | <b>-6</b>          |



### Membership Composition March 2026 Cumulative



### Gender Composition March 2026 Cumulative

